



AHOKU



歐格電子股份有限公司  
AHOKU Electronic Company

法人說明會  
Investor Conference

Nov. 30, 2023

# 簡報大綱 AGENDA



- 01 公司簡介 Company Profile
- 02 財務報告 Financial Report
- 03 產品銷售 Products Marketing
- 04 研發佈局 R&D Roadmap
- 05 意見交流 Q&A

# Company Profile

集團組織 Group Organization

AHOKU



# Company Profile

AHOKU

AHOKU Group	歐格電子 AHOKU Electronic	東莞歐陸 AHOKU Techland
公司設立 Founded	Aug. 1, 1983	Jul. 15, 1997
營運據點 Location	Taipei, Taiwan	Dongguan, China
集團定位 Position	Head Office Sales Center R&D Center	Manufacturing Center Engineering Center
資本額 Capital	NT\$ 1,020,000 Thousand	HK\$ 50,000 Thousand
上市日期 IPO	TWSE on Jan. 23, 2002	-----
工廠認證 Certification	-----	ISO 9001 ; SMETA 4-pillar
主要產品 Core Products	Smart Power Management Devices Touch Display and Peripherals of Arcade Games	
製程能力 Manufacturing Capability	Professional Manufacturing Service Provider •Flexibility and cost advantages of vertically integrated manufacturing •Manufacturing capability of both low-volume high-mix and high-volume scale •Semi-automatic production machines	



# Company Profile



ACPA Group	華格科技 ACPA Technology	上海華格 ACPA Shanghai	昆山華格 ACPA Kunshan
公司設立 Founded	Nov. 26, 2001	Nov. 8, 2001	Nov. 7, 2006
營運據點 Location	New Taipei, Taiwan	Shanghai, China	Kunshan, China
集團定位 Position	Head Office Sales Center	Sales Office	Manufacturing Center R&D Center Engineering Center
資本額 Capital	NT\$ 245,399 Thousand	US\$ 320 Thousand	US\$ 4,200 Thousand
工廠認證 Certification	-----	-----	ISO 9001 ; ISO 14001 ; IATF 16949 (applying)
主要產品 Core Products	Circuit Protection Components		
製程能力 Manufacturing Capability	Total Circuit Protection Solution Provider •With core technologies of key material and ceramic recipes, product design and process integration •Impulse Current Test Lab. (IEC 61643-311/UL 1449) providing circuit design assistance and products test service •Gas Discharge Tube Leading Provider: specifications, safety certifications and production quantities rank <b>No. 2</b> in this industry		



財務報告



財務報告 Financial Report

# Financial Report

## 合併綜合損益表

### Consolidated Statements of Comprehensive Income



單位：新台幣仟元 / Unit in NT\$ thousand

年度 Year	Year 2019		Year 2020		Year 2021		Year 2022		2023 Q1~Q3		2022 Q1~Q3	
營業收入 Operating Revenue	684,216	100.0%	818,717	100.0%	588,441	100.0%	748,389	100.0%	474,560	100.0%	574,450	100.0%
營業毛利 Gross Profit	200,667	29.3%	203,617	24.9%	117,540	20.0%	154,041	20.6%	104,941	22.1%	114,455	19.9%
營業淨利 Operating Income	18,694	2.7%	6,851	0.8%	(28,400)	(4.8%)	14,673	2.0%	(7,981)	(1.7%)	11,765	2.0%
營業外收入及支出 Non-operating Income and Expenses	57,197	8.4%	59,910	7.3%	31,745	5.4%	1,064	0.1%	6,420	1.4%	(13,946)	(2.4%)
稅前淨利 Profit before Income Tax	75,891	11.1%	66,761	8.2%	3,345	0.6%	15,737	2.1%	(1,561)	(0.3%)	(2,181)	(0.4%)
稅後淨利 Net Profit	61,202	8.9%	51,031	6.2%	5,804	1.0%	12,132	1.6%	180	0.0%	(1,587)	(0.3%)
歸屬於母公司稅後淨利 Net Profit attributable to Owners of the Parent Company	65,440	9.6%	57,796	7.1%	(1,917)	(0.3%)	6,287	0.8%	3,362	0.7%	(7,879)	(1.4%)
基本每股盈餘(元) Basic EPS (NT\$)	0.64		0.57		(0.02)		0.06		0.03		(0.08)	

# Financial Report

## 合併資產負債表 Consolidated Balance Sheets

AHOKU

單位：新台幣仟元 Unit in NT\$ thousand	2019.12.31		2020.12.31		2021.12.31		2022.12.31		2023.09.30	
<b>現金及流動金融資產</b> <b>Cash &amp; Current Financial Assets</b>	<b>1,197,738</b>	<b>62.2%</b>	<b>1,233,096</b>	<b>65.0%</b>	<b>1,116,840</b>	<b>61.8%</b>	<b>1,122,560</b>	<b>60.8%</b>	<b>1,195,187</b>	<b>63.5%</b>
應收帳款 Accounts Receivable	172,021	8.9%	147,264	7.7%	132,138	7.3%	157,928	8.5%	138,907	7.4%
存貨 Inventories	191,220	9.9%	181,685	9.6%	220,644	12.2%	241,813	13.1%	240,710	12.8%
不動產、廠房及設備 Property, Plant and Equipment	288,788	15.0%	275,511	14.5%	258,627	14.3%	253,391	13.7%	246,862	13.1%
其他資產 Other Assets	77,806	4.0%	60,455	3.2%	78,871	4.4%	71,157	3.9%	61,281	3.2%
<b>資產總計</b> <b>Total Assets</b>	<b>1,927,573</b>	<b>100.0%</b>	<b>1,898,011</b>	<b>100.0%</b>	<b>1,807,120</b>	<b>100.0%</b>	<b>1,846,849</b>	<b>100.0%</b>	<b>1,882,947</b>	<b>100.0%</b>
流動負債 Current Liabilities	189,398	9.8%	183,737	9.7%	170,562	9.4%	151,909	8.2%	135,595	7.2%
非流動負債 Non-Current Liabilities	325,280	16.9%	337,253	17.8%	334,502	18.5%	325,545	17.6%	320,344	17.0%
<b>負債總計</b> <b>Total Liabilities</b>	<b>514,678</b>	<b>26.7%</b>	<b>520,990</b>	<b>27.5%</b>	<b>505,064</b>	<b>27.9%</b>	<b>477,454</b>	<b>25.8%</b>	<b>455,939</b>	<b>24.2%</b>
<b>權益總計</b> <b>Total Equity</b>	<b>1,412,895</b>	<b>73.3%</b>	<b>1,377,021</b>	<b>72.5%</b>	<b>1,302,056</b>	<b>72.1%</b>	<b>1,369,395</b>	<b>74.2%</b>	<b>1,427,008</b>	<b>75.8%</b>



項 目 Item	2019.12.31	2020.12.31	2021.12.31	2022.12.31	2023.09.30
負債比率 Debt Ratio (%)	26.7%	27.5%	27.9%	25.8%	<b>24.2%</b>
流動比率 Current Ratio (%)	844.1%	865.0%	885.7%	1,029.5%	<b>1,184.5%</b>
速動比率 Quick Ratio (%)	733.3%	758.3%	742.7%	861.0%	<b>996.5%</b>
資產報酬率 Return On Assets (%)	3.5%	3.0%	(0.1%)	0.4%	0.3%
權益報酬率 Return On Equity (%)	5.2%	4.6%	(0.2%)	0.5%	0.4%
每股淨值 Equity Per Share (NT\$)	12.51	12.20	11.39	12.02	<b>12.63</b>

產品銷售



產品銷售 Products Marketing



### 電源及雲端智慧管理裝置 Smart Power Management Devices

- Surge Protector
- Smart Power Management
- Travel Adapter/Converter



### 博弈機觸控螢幕及周邊設備 Touch Display and Peripherals of Arcade Games

- Touch Display of Arcade Games
- Peripheral Equipments



### 電路保護元件 Circuit Protection Components

- Protection Components
- Semiconductor Components

### • Surge Protector



Desk Clamp  
Power Strip



Power Strip with  
Wireless Charger




Foldable  
Surge Protector



UFO-Surge/  
PD Charger

### • Surge Protector - Smart Plug



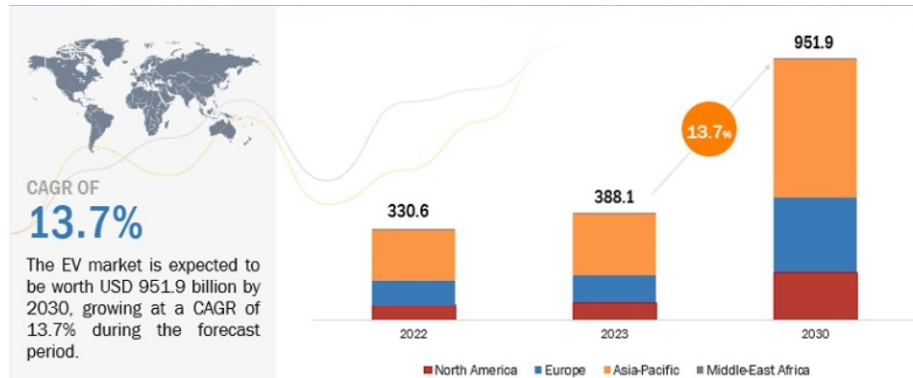
Ahoku provides one-stop solution for IoT smart plug from hardware, firmware, mechanical, APP to production.

### • Smart Plug to EV Charging



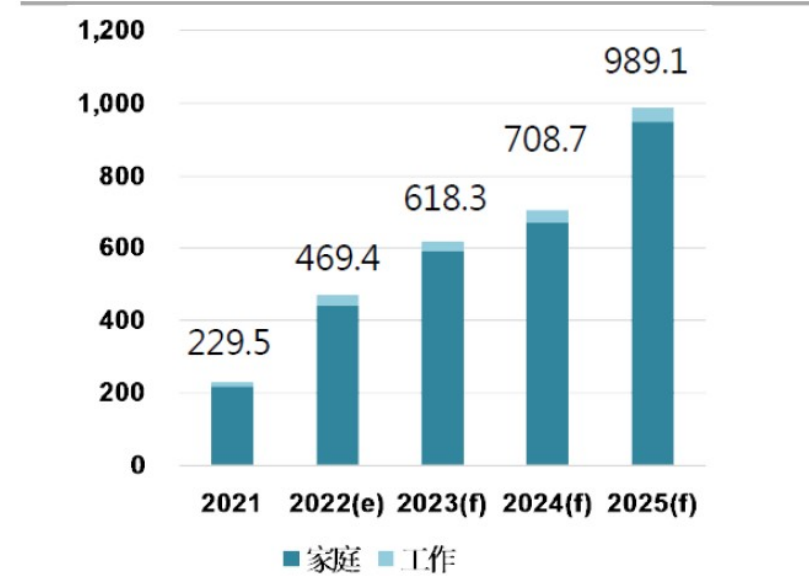
- According to IEK research, the global private installing charging station 2021-2025 is expected to reach at a CAGR of 44.1%, of which workplace accounts for 5-6%.
- 根據IEK研究調查，2021-2025年私人充電樁安裝量年複合成長率達44.1%，其中工作場所占比5-6%。
- According to MarketsandMarkets research, the global EV market size is valued at USD 388.1 billion in 2023 and is expected to reach USD 951.9 billion by 2030 at a CAGR of 13.7% during the forecast period 2023-2030.
- 根據MarketsandMarkets研究調查，2023年全球電動車銷售額3,881億美元，2030年將達9,519億美元，2023-2030年複合成長率達13.7%。

### Electric Vehicle Market Global Forecast to 2030 (USD Billion)



Data Source: MarketsandMarkets

### 全球私人充電樁新增安裝量



資料來源：IEK



Smart PDU



### 智慧電源管理系統 Smart Power Management

#### - PDU Series

The AHOKU PDU provides data centers with multiple levels of power distribution solutions. It not only adds functionalities such as remote monitoring, energy management, but also built-in surge protector to ensure the safety that power equipment are protected from circuit overload.



Basic PDU



Metered PDU



Smart PDU



Europe PDU

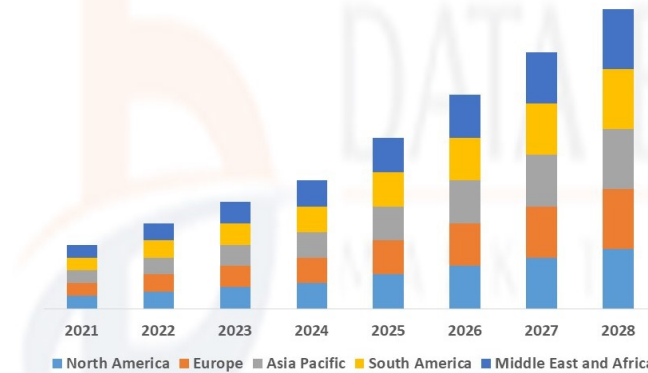




- Global Data Center Rack Power Distribution Unit (PDU) Market – Industry Trends and Forecast to 2028
- 全球數據中心PDU市場趨勢至2028年預測
- North America data center rack PDU market size by product, 2016-2027
- 北美數據中心PDU市場規模 2016-2027 · 區分智慧型與一般機型

Global Data Center Rack Power Distribution Unit (PDU) Market is Expected to Account for USD 3.07 Billion by 2028

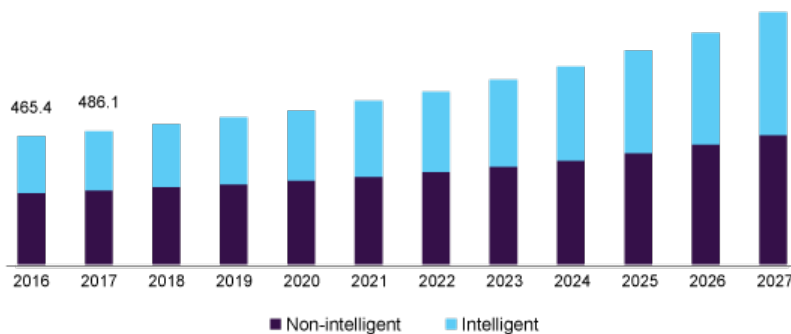
Global Data Center Rack Power Distribution Unit (PDU) Market, By Regions, 2021 to 2028



DATA BRIDGE MARKET RESEARCH



North America data center rack Power Distribution Unit (PDU) market size, by product, 2016 - 2027 (USD Million)



Source: www.grandviewresearch.com





### SGS certified Travel Adapter SGS認證: IEC 60884-2-5/EN 62368



### 65W PD TRAVEL ADAPTER 20W/33W/45W USB-C PD/QC快速充電



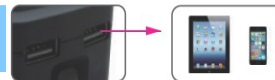
**變壓器模式 Converter Mode:**  
電壓轉換 220V 轉 110V



**轉換器模式 Adapter Mode:**  
適用電壓100V-240V 旅行插頭轉換



**充電器模式 PD & USB Charger:**  
USB-C PD & USB輸出 · 快速充電



### 25W/2000W 雙插座智能變壓器 專利自動切換、USB-C PD快充



# Products Marketing

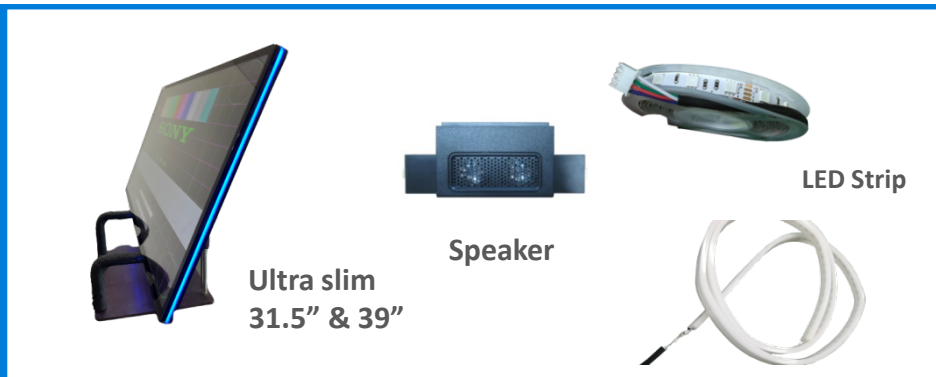
## 博弈機觸控螢幕及周邊設備 Touch Display and Peripherals of Arcade Games



博弈機觸控螢幕  
Touch Display of Arcade Games



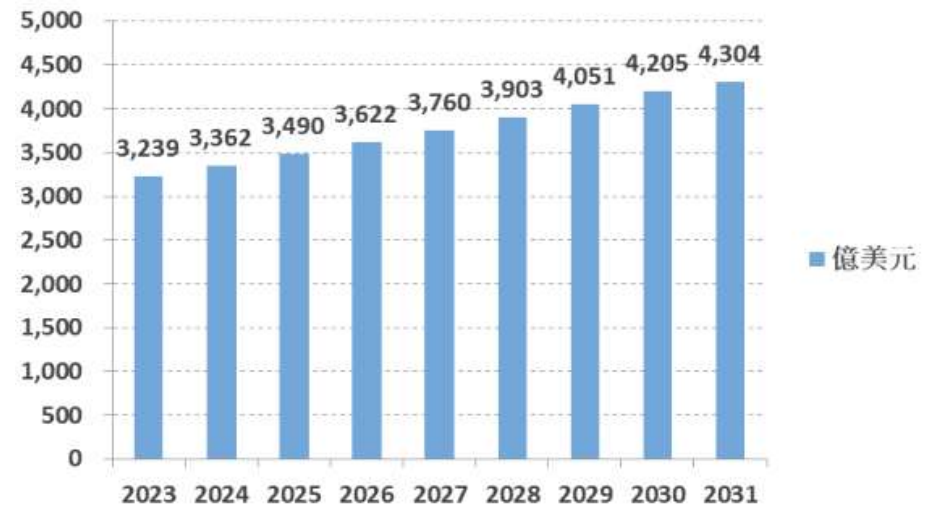
博弈機週邊設備組件  
Peripheral Equipments



據國際研究顧問機構 Allied Market Research 研究調查顯示，全球博弈市場的年複合成長率約3.8%，至2031年可達到4,304 億美元的規模。

According to the research survey conducted by Allied Market Research, an international research consultancy, the compound annual growth rate (CAGR) of the global gaming market is about 3.8%, reaching a scale of US\$ 430.4 billion by 2031.

Global Gaming Market Scale in 2023 to 2031



Data Source: Allied Market Research

## • ACPA – Protection Components 華格-保護元件



- 氣體放電管 Gas Discharge Tube (GDT)
- 壓敏電阻 Metal Oxide Varistor (MOV)
- 高分子正溫度係數熱敏電阻 Polymeric Positive Temperature Coefficient (PPTC)



## • ACPA – Semiconductor Components 華格-半導體元件



### 保護/半導體元件主要市場：

通訊設備、通訊基地台、電源、消費電子、安全防護、智慧家居、車用電子、再生能源、工業控制、醫療等。

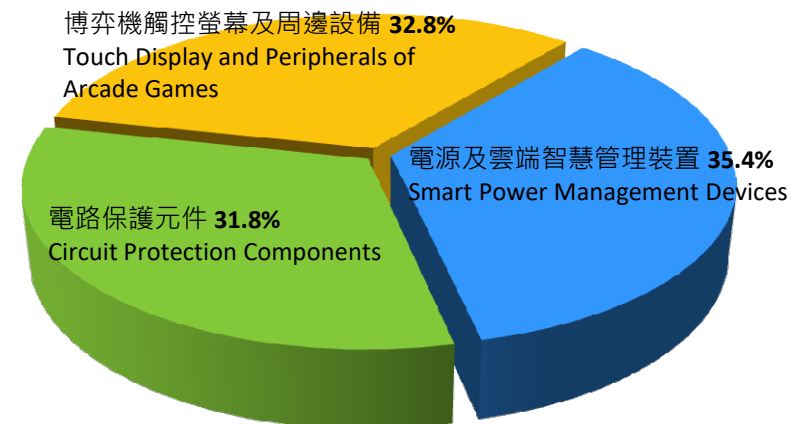
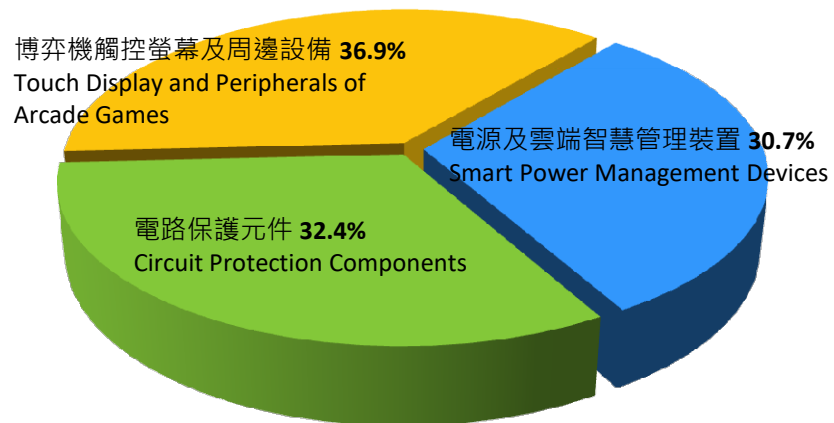
### Target Market of Protection/Semiconductor Components :

Telecom Equipment、Telecom Base Station、Power Supply、Consumer Electronics、Security System、Smart Home、Automotive Electronics、Renewable Energy、Industrial Control、Medical Care etc.

- 瞬態電壓抑制二極體  
Transient Voltage Suppressors (TVS)
- 靜電保護器  
ESD Protector
- 穩壓二極體  
Zener Diode
- 肖特基整流二極體  
Schottky Barrier Rectifier
- 電晶體  
Transistor

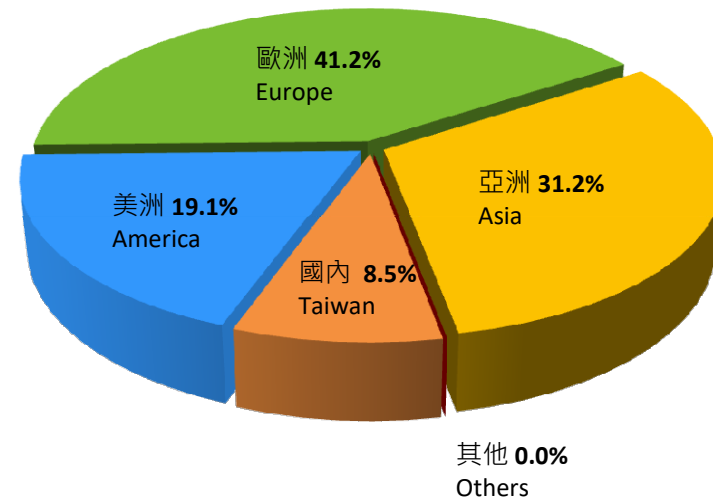
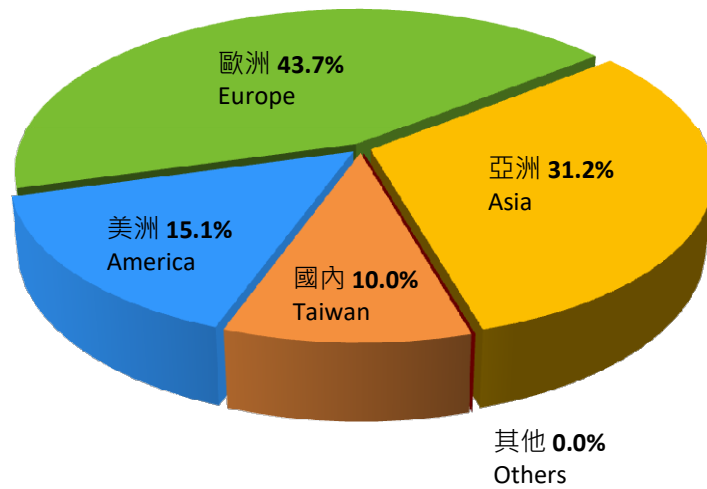
### 2023 Q1~Q3

#### Year 2022



### 2023 Q1~Q3

#### Year 2022



研發佈局



研發佈局 R&D Roadmap

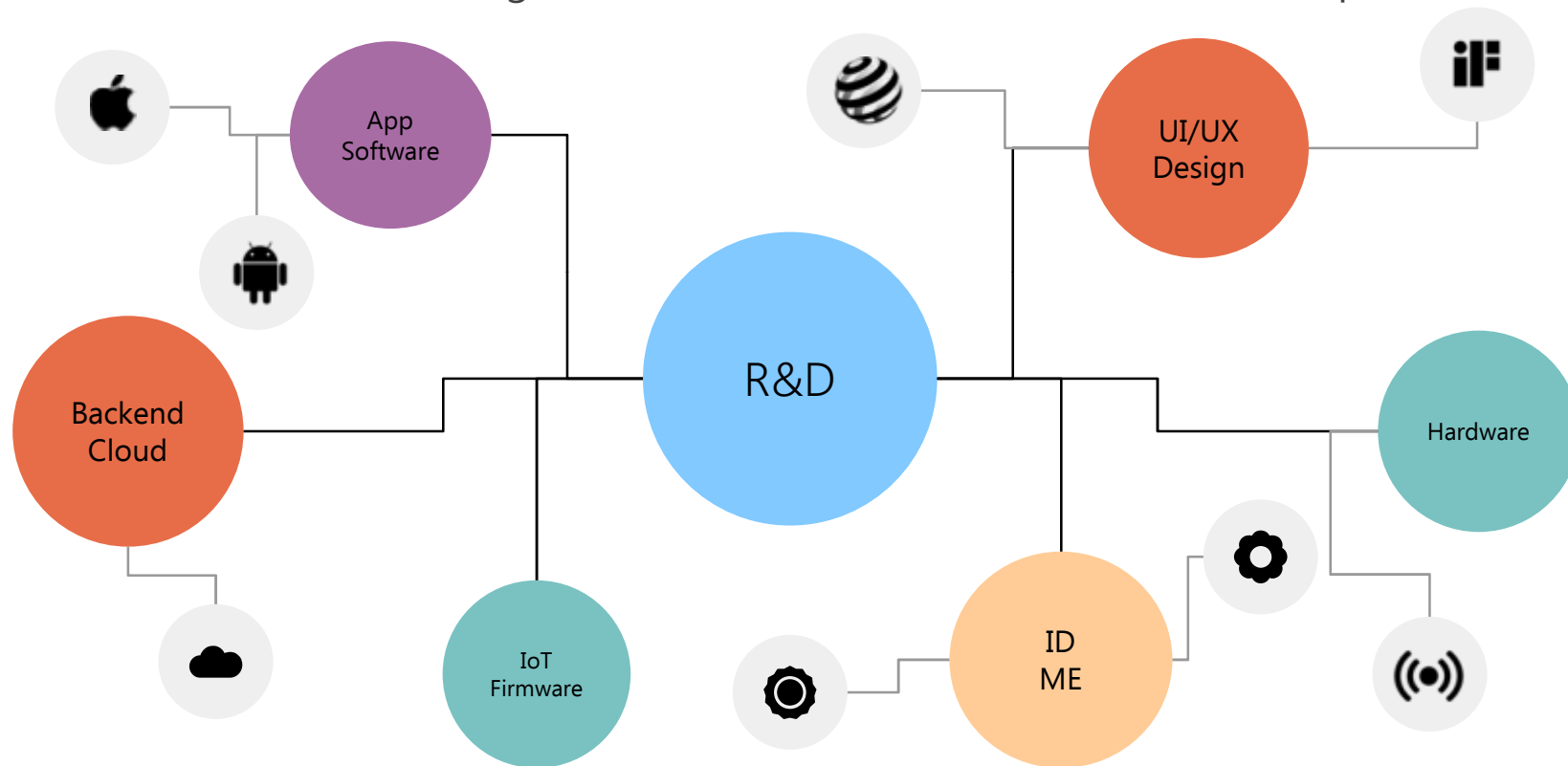


# R&D Roadmap

具備六大核心人才 Six Core Talents



我們的研發團隊由來自不同領域的人才所組成，提供完整的設計服務及解決方案。  
Our R&D team delivers design services and solutions for various development needs.



### 目擊等級實驗室 TUV Witness Test Lab.

在研發階段，進行產品相關測試，以確保設計的可靠性、穩定性和符合標準。

During the design verification phase, conduct relevant tests to ensure design reliability, stability, and compliance with standards.



TUV Witness Test Lab.





### 旅行充電+消費電子

- Wireless charger
- Smart plug
- Travel adapter
- PD charger
- EV car meter charger



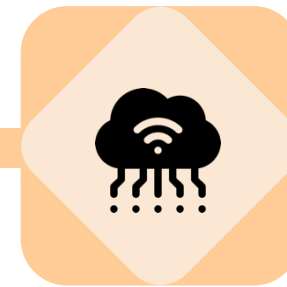
### 智慧電力管理

- Smart PDU
- Meter PDU
- High Power PDU



### 顯示器

- LCD monitor
- Touch screen
- Multimedia
- Accessory



### 物聯網裝置

- Home Station
- Care App
- Care Cloud



## 旅行充電+消費電子

Wireless charger

Smart plug

Travel adapter


PD charger

EV car meter charger

### 旅行充電器 PD Charger and Adapter

我們將有限的產品空間擴充整合不同瓦數(20~75W)的PD功能，並符合安規標準。

We equip products with PD functions ranging from 20W to 75W to meet market demands.



### 遊艇專用防水無線充電器 Yacht waterproof wireless charger

15W無線充電技術已進入量產的階段，我們的團隊致力於提升產品效能和品質。  
The 15W wireless charging technology has entered the mass production stage.  
Our team is dedicated to enhancing product performance and quality.







## 智慧電力管理

Smart PDU  
Meter PDU  
High Power PDU

### 雲端監控之智能PDU Smart PDU

已通過CE EMI預測試，正在進行安規測試。

1. 安全關機機制，以避免瞬間斷電導致的資料遺失。
2. 外部儲存記憶體改進，防止斷電導致的寫入錯誤。
3. USB電流過載偵測功能，提升了裝置的安全性。

Passed CE EMI prediction test and currently undergoing safety regulation testing.

Safety shutdown mechanism to prevent data loss.

Improved external storage memory to prevent write errors caused by power outages.

USB current overload detection function.






# R&D Roadmap

Remote Smart Power Management System



大電流PDU  
Meter PDU



研發60A以上大電流感測器電路  
致力於提供更準確、穩定且高效的電流量測解決方案。  
Developing circuits for high-current above 60A.  
We are committed to providing accurate, stable,  
and efficient solutions for current measurement.

## Smart PDU 裝置管理後台功能優化 Optimization Smart PDU Device Management Backend Features

對長時間未活動的帳戶實施自動登出，有效提升用戶資料安全與隱私。

優化了網路擁擠的情況，並解決了網頁載入速度慢的問題。

新增計劃任務設定，強化產品自動化能力，提升適用性。

Automatically log out inactive accounts for an extended period, effectively enhancing user data security and privacy. Optimized situations of network congestion and resolved slow webpage loading issues. Added task scheduling settings to strengthen product automation capabilities and improve adaptability.





## 顯示器

- LCD monitor
- Touch screen
- Multimedia
- Accessory



## R&D Roadmap

### Touch Display of Arcade Games

AHOKU

持續開發博弈機觸控螢幕及顯示器周邊

Continued development of touch screen and display peripherals for gaming machines

致力於近期的4K顯示器計畫，並研發了薄型化31.5吋及39吋觸控新案的設計。

Dedicated to the recent 4K display project, also advancing the design of slim 31.5-inch and 39-inch touch screen new cases.







## 物聯網裝置

Home Station  
Care App  
Care Cloud

### 物聯網照顧裝置 Home IoT

解決了天線輻射干擾和PD快充等技術挑戰，確保了充電效率與穩定性。產品已通過CE認證，證實了對安全性的承諾。

開發自動化藍牙傳輸測量、環境感測等創新功能。明年，我們將致力於採用國際醫療數據交換準則，提升醫療數據互通性，並確保用戶隱私。

Solve challenges like antenna radiation and PD fast charging, product, certified with CE, reinforces our commitment to security.

Develop features like health data transmission and sensor analysis, adopt international medical data exchange standards to enhance interoperability and ensure user privacy.



# R&D Roadmap

## Protection Components - Focus Markets



保護元件-應用領域 (醫療、電動車、充電樁、太陽能、工業控制、LED)

Protective Components - Application Areas (Medical, Electric Vehicles, Charging Stations, Solar Energy, Industrial Control, LED)





# R&D Roadmap

## Protection Components - 5G Market



### 保護元件 - 5G市場未來部署

### Protection components-future deployment of 5G market







Thanks for your attention!

AHOKU

Active

Honor

Organic

Knowledge

Unique

---

To learn more about AHOKU Group, Please Visit  
<https://www.ahoku.com.tw>



#### **IR Contact Information**

Spokesperson: Kevin Lin

Email: [kevin.lin@ahoku.com](mailto:kevin.lin@ahoku.com)

TEL: +886-2-27991199 Ext.331

