

AHOKU


歐格電子股份有限公司  
AHOKU Electronic Company

法人說明會  
Investor Conference

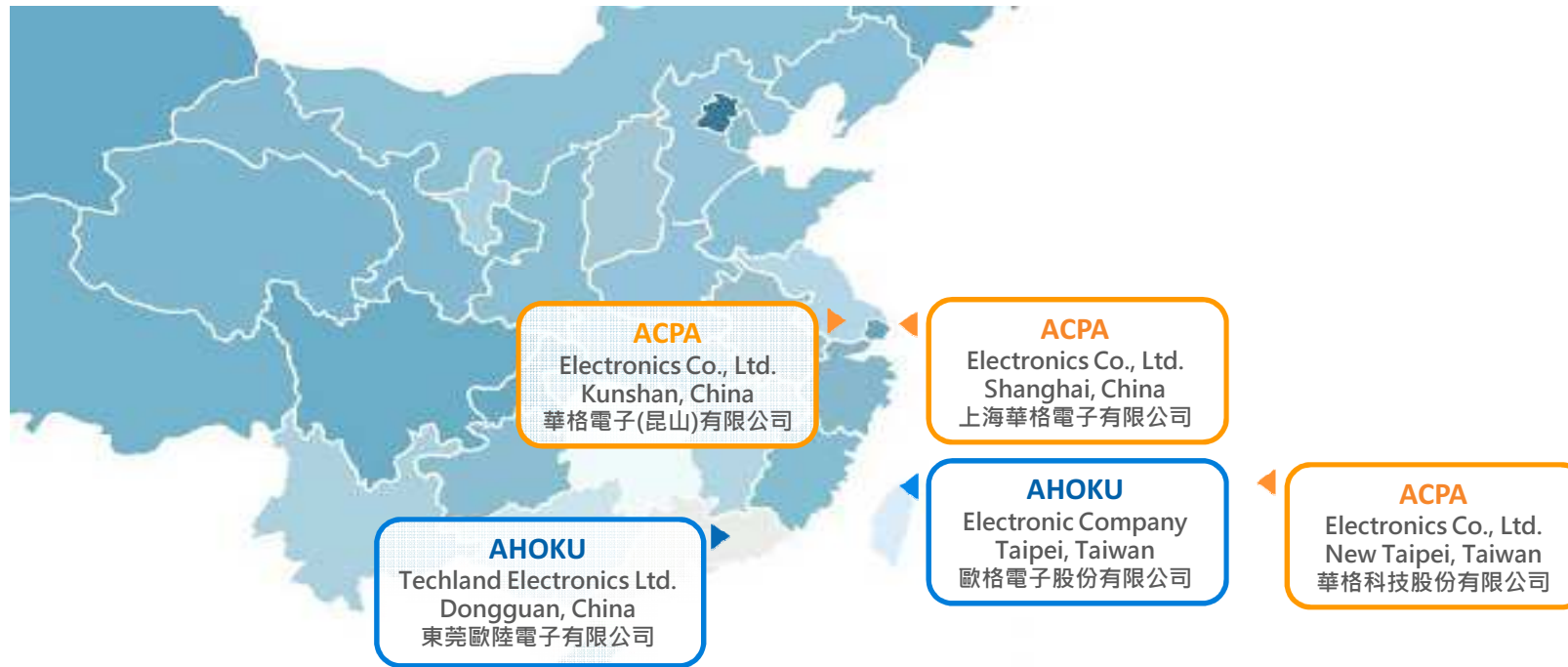
Dec. 1, 2022



# 簡報大綱 AGENDA



- 01** 公司簡介 Company Profile
- 02** 財務報告 Financial Results
- 03** 產品銷售 Products Marketing
- 04** 研發佈局 R&D Roadmap
- 05** 意見交流 Q&A



# Company Profile

AHOKU



AHOKU Group	歐格電子 AHOKU Electronic	東莞歐陸 AHOKU Techland
公司設立 Established	Aug. 1, 1983	Jul. 15, 1997
營運據點 Location	Taipei, Taiwan	Dongguan, China
集團定位 Position	Head Office Sales Center R&D Center	Manufacturing Center Engineering Center
資本額 Capital	NT\$ 1,020,000 Thousand	HK\$ 50,000 Thousand
上市日期 IPO	TWSE on Jan. 23, 2002	-----
工廠認證 Certification	-----	ISO 9001
主要產品 Core Products	Smart Power Management Devices Touch Display and Peripherals of Arcade Games	



# Company Profile

## 生產基地 Production Base



東莞歐陸 AHOKU Techland  
Office Building and Factory Area



## Company Profile

## 生產基地 Production Base

AHOKU



AHOKU professional manufacturing service provider

- Vertically integrated manufacturing capabilities
- Semi-automatic production machines
- Effective quality management system



## Company Profile

AHOKU



ACPA Group	華格科技 ACPA Technology	上海華格 ACPA Shanghai	昆山華格 ACPA Kunshan
公司設立 Established	Nov. 26, 2001	Nov. 8, 2001	Nov. 7, 2006
營運據點 Location	New Taipei, Taiwan	Shanghai, China	Kunshan, China
集團定位 Position	Head Office Sales Center Customer Service	Sales Office Customer Service	Manufacturing Center R&D Center Engineering Center
資本額 Capital	NT\$ 238,251 Thousand	US\$ 320 Thousand	US\$ 4,200 Thousand
工廠認證 Certification	-----	-----	ISO 9001 ; ISO 14001
主要產品 Core Products	Circuit Protection Components		

# Company Profile

# 生產基地 Production Base



昆山華格 ACPA Kunshan  
Factory Area





## Company Profile

## 生產基地 Production Base

AHOKU



- Production Lines of [Protection and Semiconductor Components](#) at ACPA Kunshan
- Specifications, safety certifications and production quantities of [Gas Discharge Tube](#) rank second in this industry
- Impulse Current Test Lab. ([IEC 61643-311 / UL 1449](#)) at ACPA Kunshan, providing circuit design assistance and products test service

# Company Profile

## 公司治理與企業社會責任 Corporate Governance and Social Responsibility



- 全球電信行業氣候變化與循環經濟論壇  
Global Telecom Industry Climate Change & Circular Economy Forum  
Sedex 全球社會責任聯盟 Sedex Global CSR



- 贊助公益活動/提供獎助學金 Sponsor Public Welfare Activity / Student Scholarship



- 幸福員工企業獎 Happy Employee Enterprise Award





財務報告

AHOKU

財務報告 Financial Results

# Financial Results

## 合併綜合損益表

### Consolidated Statements of Comprehensive Income



單位：新台幣仟元 / Unit in NT\$ thousand

年度 Year	Year 2018		Year 2019		Year 2020		Year 2021		2022 Q1~Q3		2021 Q1~Q3	
營業收入 Net Revenue	612,158	100.0%	684,216	100.0%	818,717	100.0%	588,441	100.0%	574,450	100.0%	403,878	100.0%
營業毛利 Gross Profit	172,574	28.2%	200,667	29.3%	203,617	24.9%	117,540	20.0%	114,455	19.9%	85,070	21.1%
營業淨利 Operating Income	(3,088)	-0.5%	18,694	2.7%	6,851	0.8%	(28,400)	-4.8%	11,765	2.0%	(22,756)	-5.6%
營業外收入及支出 Non-operating Income and Expenses	18,173	3.0%	57,197	8.4%	59,910	7.3%	31,745	5.4%	(13,946)	-2.4%	24,302	6.0%
稅前淨利 Pre-tax Income	15,085	2.5%	75,891	11.1%	66,761	8.2%	3,345	0.6%	(2,181)	-0.4%	1,546	0.4%
稅後淨利 Net Income	(31,922)	-5.2%	61,202	8.9%	51,031	6.2%	5,804	1.0%	(1,587)	-0.3%	1,621	0.4%
基本每股盈餘(元) Basic EPS (NT\$)	(0.28)		0.64		0.57		(0.02)		(0.08)		(0.05)	

# Financial Results

## 合併資產負債表 Consolidated Balance Sheets



單位：新台幣仟元 Unit in NT\$ thousand	2018.12.31		2019.12.31		2020.12.31		2021.12.31		2022.09.30	
現金及有價金融商品投資 Cash & Marketable Securities	1,137,468	62.2%	1,197,738	62.2%	1,233,096	65.0%	1,116,840	61.8%	1,133,771	60.7%
應收帳款 Accounts Receivable	168,040	9.2%	172,021	8.9%	147,264	7.7%	132,138	7.3%	138,993	7.4%
存貨 Inventories	144,754	7.9%	191,220	9.9%	181,685	9.6%	220,644	12.2%	269,264	14.4%
不動產、廠房及設備 Property, Plant and Equipment	306,646	16.7%	288,788	15.0%	275,511	14.5%	258,627	14.3%	256,839	13.8%
其他資產 Other Assets	72,866	4.0%	77,806	4.0%	60,455	3.2%	78,871	4.4%	68,270	3.7%
<b>資產總計 Total Assets</b>	<b>1,829,774</b>	<b>100.0%</b>	<b>1,927,573</b>	<b>100.0%</b>	<b>1,898,011</b>	<b>100.0%</b>	<b>1,807,120</b>	<b>100.0%</b>	<b>1,867,137</b>	<b>100.0%</b>
流動負債 Current Liabilities	152,856	8.4%	189,398	9.8%	183,737	9.7%	170,562	9.4%	165,883	8.9%
非流動負債 Non-Current Liabilities	311,736	17.0%	325,280	16.9%	337,253	17.8%	334,502	18.5%	329,977	17.7%
<b>負債總計 Total Liabilities</b>	<b>464,592</b>	<b>25.4%</b>	<b>514,678</b>	<b>26.7%</b>	<b>520,990</b>	<b>27.5%</b>	<b>505,064</b>	<b>27.9%</b>	<b>495,860</b>	<b>26.6%</b>
<b>權益總計 Total Equity</b>	<b>1,365,182</b>	<b>74.6%</b>	<b>1,412,895</b>	<b>73.3%</b>	<b>1,377,021</b>	<b>72.5%</b>	<b>1,302,056</b>	<b>72.1%</b>	<b>1,371,277</b>	<b>73.4%</b>


# Financial Results

## 財務指標 Financial Indicators

AHOKU

項 目 Item	2018.12.31	2019.12.31	2020.12.31	2021.12.31	2022.09.30
負債比率 Debt Ratio (%)	25.4%	26.7%	27.5%	27.9%	<b>26.6%</b>
流動比率 Current Ratio (%)	968.5%	844.1%	865.0%	885.7%	<b>949.5%</b>
速動比率 Quick Ratio (%)	865.2%	733.3%	758.3%	742.7%	<b>777.1%</b>
資產報酬率 Return On Asset (%)	-1.5%	3.5%	3.0%	-0.1%	-0.6%
權益報酬率 Return On Equity (%)	-2.3%	5.2%	4.6%	-0.2%	-0.9%
每股淨值 Equity Per Share (NT\$)	11.97	12.51	12.20	11.39	12.02

產品銷售



產品銷售 Products Marketing



電源及雲端智慧管理裝置  
Smart Power Management Devices

- Power Strip
- Smart Power Management
- Travel Adapter/Converter



博弈機觸控螢幕及周邊設備  
Touch Display and Peripherals of  
Arcade Games

- Touch Display of Arcade Games
- Peripheral Equipments



電路保護元件  
Circuit Protection Components

- Protection Components
- Semiconductor Components





Desk Clamp Power Strip



Power Strip with Wireless Charger



Foldable Surge Protectors



UFO-Surge

• 智慧電源系統 Smart Safety Power

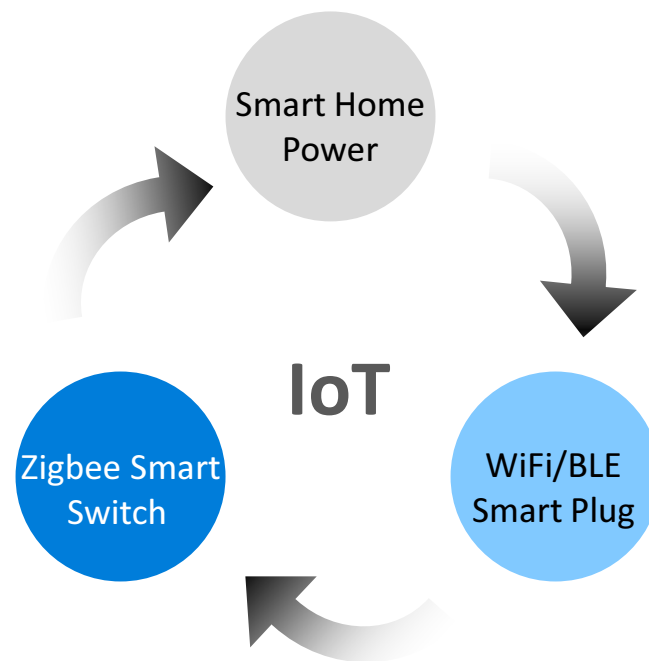

智慧家庭電源設備  
Smart Home Power



智慧插座  
WiFi/BLE Smart Plug



智能開關  
Zigbee Smart Switch



- Smart Plug



Ahoku provides one-stop solution for IoT smart plug from hardware, firmware, mechanical, APP to production.

- Smart Plug to EV Charging



EV Charging cable





Smart PDU



### 電源分配器 Rack PDU Series

The AHOKU PDU provides data centers with multiple levels of power distribution solutions. It not only adds functionalities such as remote monitoring, energy management, but also built-in surge protector to ensure the safety that power equipment are protected from circuit overload.



Basic PDU



Metered PDU



Smart PDU



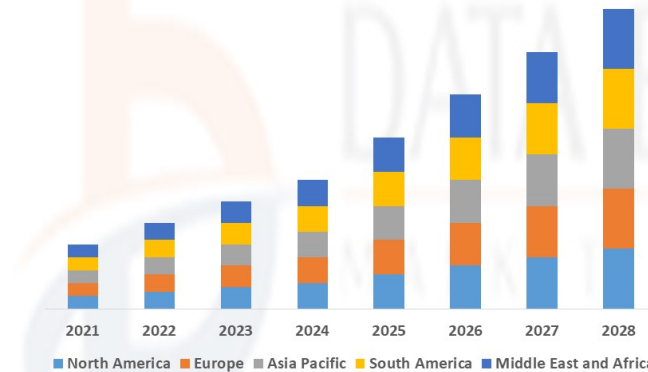
Europe PDU



- Global Data Center Rack Power Distribution Unit (PDU) Market – Industry Trends and Forecast to 2028
- 全球數據中心PDU市場趨勢至2028年預測
- North America data center rack PDU market size by product, 2016-2027
- 北美數據中心PDU市場規模 2016-2027，區分智慧型與一般機型。

Global Data Center Rack Power Distribution Unit (PDU) Market is Expected to Account for USD 3.07 Billion by 2028

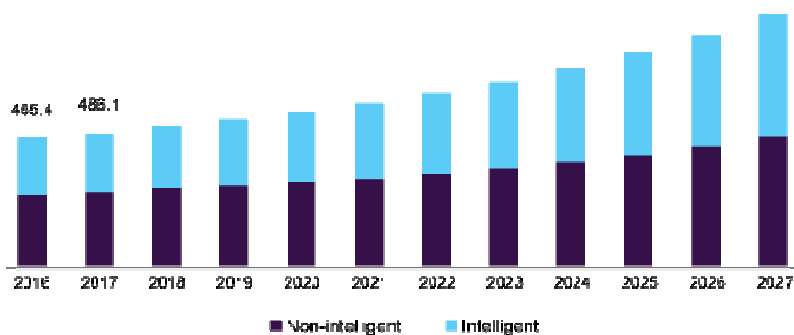
Global Data Center Rack Power Distribution Unit (PDU) Market, By Regions, 2021 to 2028



DATA BRIDGE MARKET RESEARCH



North America data center rack Power Distribution Unit (PDU) market size, by product, 2016 - 2027 (USD Million)



Source: www.gminsights.com



SGS certified Travel Adapter  
SGS認證: IEC 60884-2-5



45W PD TRAVEL ADAPTER  
18W/30W/45W Type-C PD/QC3.0快速充電



變壓器模式 Converter Mode:  
電壓轉換 220V 轉 110V



轉換器模式 Adapter Mode:  
適用電壓100V-240V 旅行插頭轉換



充電器模式 PD & USB Charger:  
USB-C PD & USB輸出, 快速充電



25W/2000W雙插座智能變壓器  
專利自動切換、USB-C PD快充






博  
弈  
機  
觸  
控  
螢  
幕  
Touch Display of Arcade Games

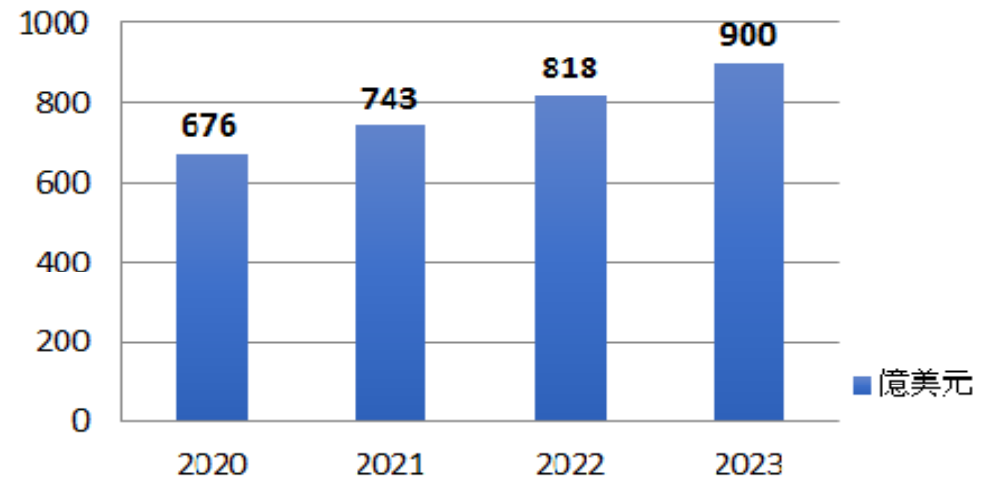


博  
弈  
機  
週  
邊  
設  
備  
組  
件  
Peripheral Equipments



據國際研究顧問機構MarketWatch研究調查顯示，全球博弈市場的年複合成長率約10%，至2023年可達到900 億美元的規模。According to the research survey conducted by MarketWatch, an international research consultancy, the compound annual growth rate (CAGR) of the global gaming market is about 10%, reaching a scale of US\$90 billion by 2023.

### Global Gaming Market Scale in 2020 to 2023



Data Source: MarketWatch

### • ACPA – Protection Components 華格-保護元件



- 氣體放電管 Gas Discharge Tube (GDT)
- 壓敏電阻 Metal Oxide Varistor (MOV)
- 高分子正溫度係數熱敏電阻 Polymeric Positive Temperature Coefficient (PPTC)



## • ACPA – Semiconductor Components 華格-半導體元件



### 保護/半導體元件主要市場：

通訊設備、通訊基地台、電源、消費電子、安全防護、智慧家居、車用電子、再生能源、工業控制、醫療等。

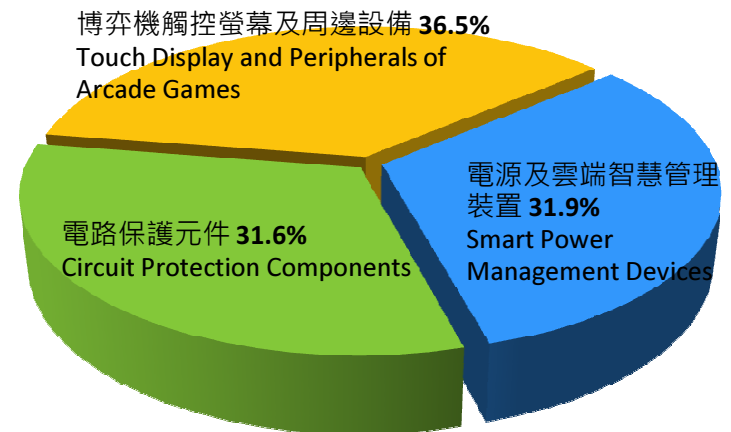
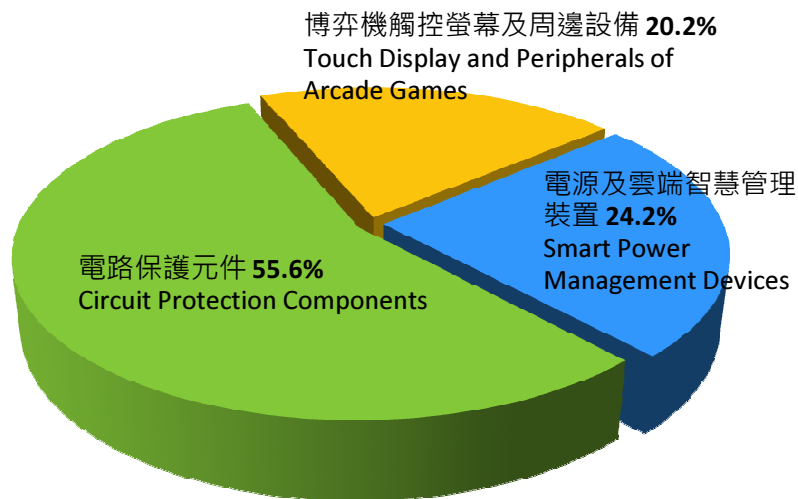
### Target Market of Protection/Semiconductor Components :

Telecom Equipment、Telecom Base Station、Power Supply、Consumer Electronics、Security System、Smart Home、Automotive Electronics、Renewable Energy、Industrial Control、Medical Care etc.

- 瞬態電壓抑制二極體  
Transient Voltage Suppressors (TVS)
- 靜電保護器  
ESD Protector
- 穩壓二極體  
Zener Diode
- 肖特基整流二極體  
Schottky Barrier Rectifier
- 電晶體  
Transistor

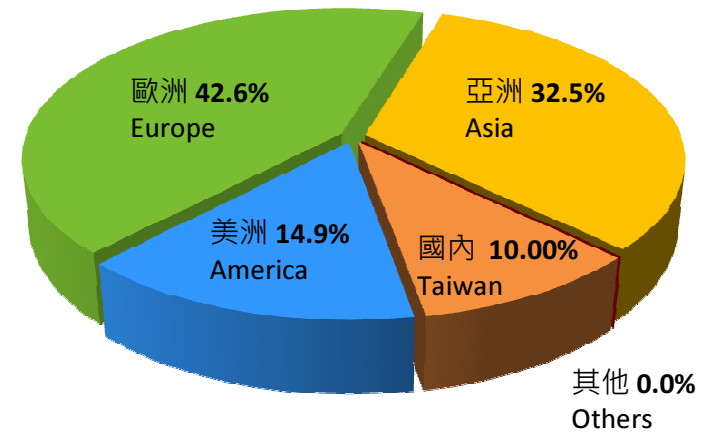
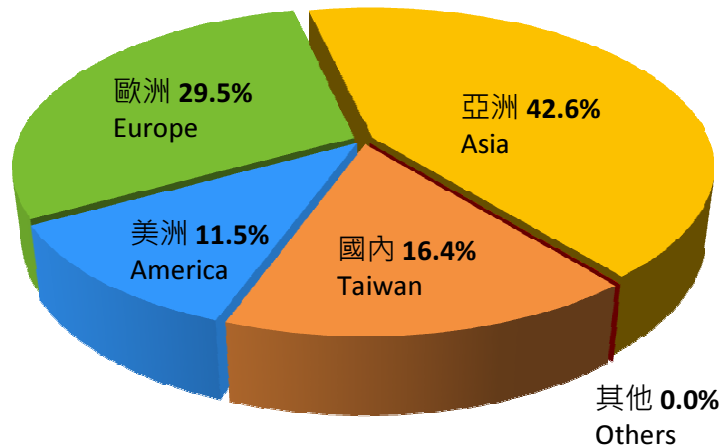
2022 Q1~Q3

Year 2021




2022 Q1~Q3

Year 2021





研發佈局



AHOKU

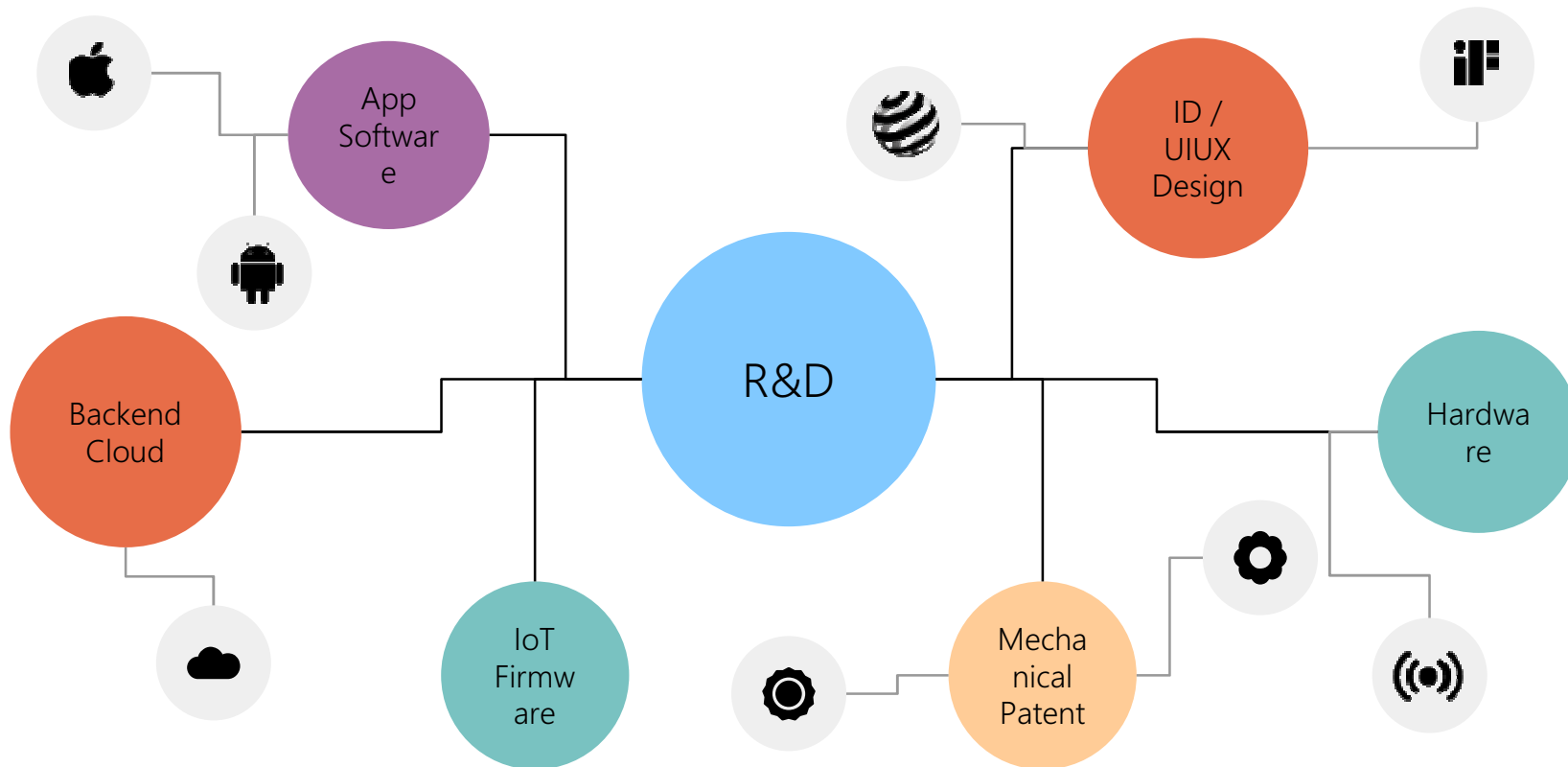
研發佈局 R&D Roadmap

# 研發團隊

## 具備六大核心人才 Six Core Talents



持續招募研發人才加入研發團隊，因應各種開發需求，提供最佳設計服務及解決方案  
Extensive R&D capabilities, providing the best design services and solutions






萬國充電+無線  
Wireless charger  
Smart plug  
Travel Adapter  
EV car meter charger



智慧電力管理  
Smart PDU  
Meter PDU  
High Power PDU



LCD  
LCD monitor  
Touch screen  
Multimedia  
Accessory



Home IoT  
Home Station  
Home Care App  
Cloud solution

# 全面性認證

Certification

AHOKU

全面性安規測試項目

Comprehensive safety test USB/Type C/PD

USB/Type C/PD charging performance test 充電性能/效能測試

Restriction of Hazardous Substances Directive RoHS 禁用有害物質檢測



TUVRheinland

TUV Witness  
Test Lab.





IF DESIGN AWARD & JURY

WINNERS & RANKING

BRANDS & CREATIVES

SOCIAL ENGAGEMENT

MAGAZINE



Share:

Product

Telecommunication

## Smart PDU

### Power distribution unit

[AHOKU Electronic Company](#)

The AHOKU Smart Touch PDU provides data centers with multiple levels of power distribution. It not only adds functionalities such as remote monitoring, energy management, and real-time outlet and PDU information, but also provides a built-in surge protector to ensure that power equipment is protected from circuit overload. Intelligent PDU helps IT administrators efficiently manage servers remotely via a web-based management platform, allowing them to keep track of the power status of each cabinet to improve system uptime. This unit improves the energy efficiency and environmental performance of the data center.



# 專利獎項

## Patents and Awards



申請案號 Appl. No.	專利名稱 Patent Name	專利類型 Patent Type
202230543052.90	電源分配器 Power Distribution Unit	發明 Invention patent
202230685225.00	插座Socket (十字孔形 cross hole shape)	外觀設計 Design patent
202230693308.40	插頭轉換器 Plug Adapter (EEC-183)	外觀設計 Design patent
送件中 Patent Pending	IEC COMBO組合式插座 Combined socket	實用新型 Utility model patent
送件中 Patent Pending	IEC COMBO組合式插座 Combined socket	發明 Invention patent



### Smart PDU

0U, 1U, 大功率 Smart PDU  
manager/meter/switch 系列開發

### Solution Company

提供客戶電子產品設計生產服務



Travel Adapter/EV Car Meter Charger  
安規認證萬國旅行充電器/電動車充電電錶裝置

Home IoT  
研發智慧照顧 Home IoT solution

萬國充電+無線

Certified Travel Adapter + Wireless

AHOKU

萬國旅行充電器

Travel adapter series obtain CE certification this year



防水無線充電線圈

IP Water resistance wireless charger

# Meter PDU

Remote Smart Power Management System

AHOKU



## Meter PDU

The meter PDU series obtain the certification this year



# 智能PDU

Smart PDU series

AHOKU



## 遠端智能電源管理系統 產品線擴大

開發具備雲端監控之智能PDU  
系列產品

Considering the development trend of data centers and customer requirements for smart power management, we develop intelligent PDU series with remote power monitoring and networked iPDU system



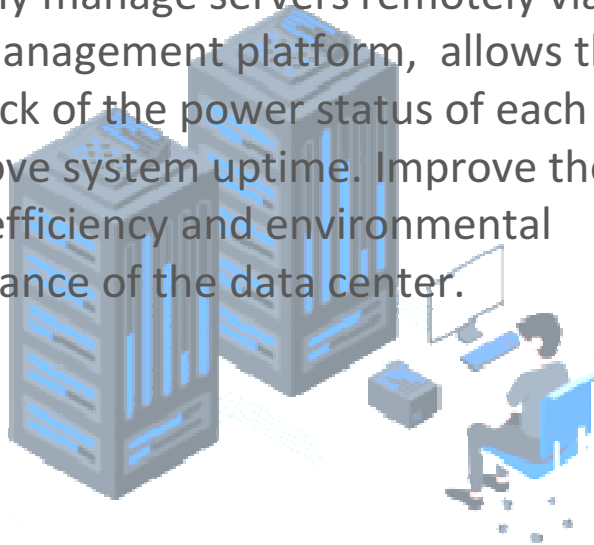
# 遠端控制

## Remote Control



增加後端平台功能(SNMP, 自動寄信等)

Intelligent PDU helps IT administrators efficiently manage servers remotely via web-based management platform, allows them to keep track of the power status of each cabinet to improve system uptime. Improve the energy efficiency and environmental performance of the data center.



# 博弈機觸控螢幕

## Touch Display of Arcade Games

AHOKU

持續開發博弈機觸控螢幕及顯示器周邊

Continuously develop touch display of arcade games and peripherals equipment, expanding the development of product lines



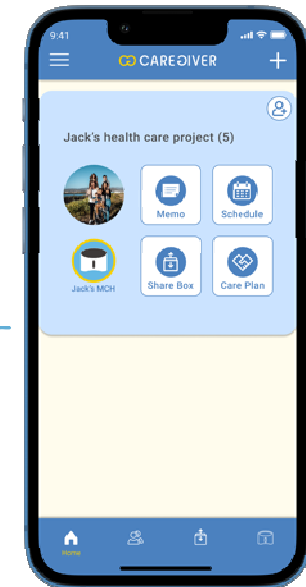




### 居家物聯網照顧裝置, 新的應用合作機會

Home IoT Care Devices, Developing New Application Cooperation Opportunities

- [Memo](#)
- [Schedule](#)
- [Health Reports](#)
- [Vital data at home](#)
- [Medication compliance](#)
- [Two-way video calls/chats](#)

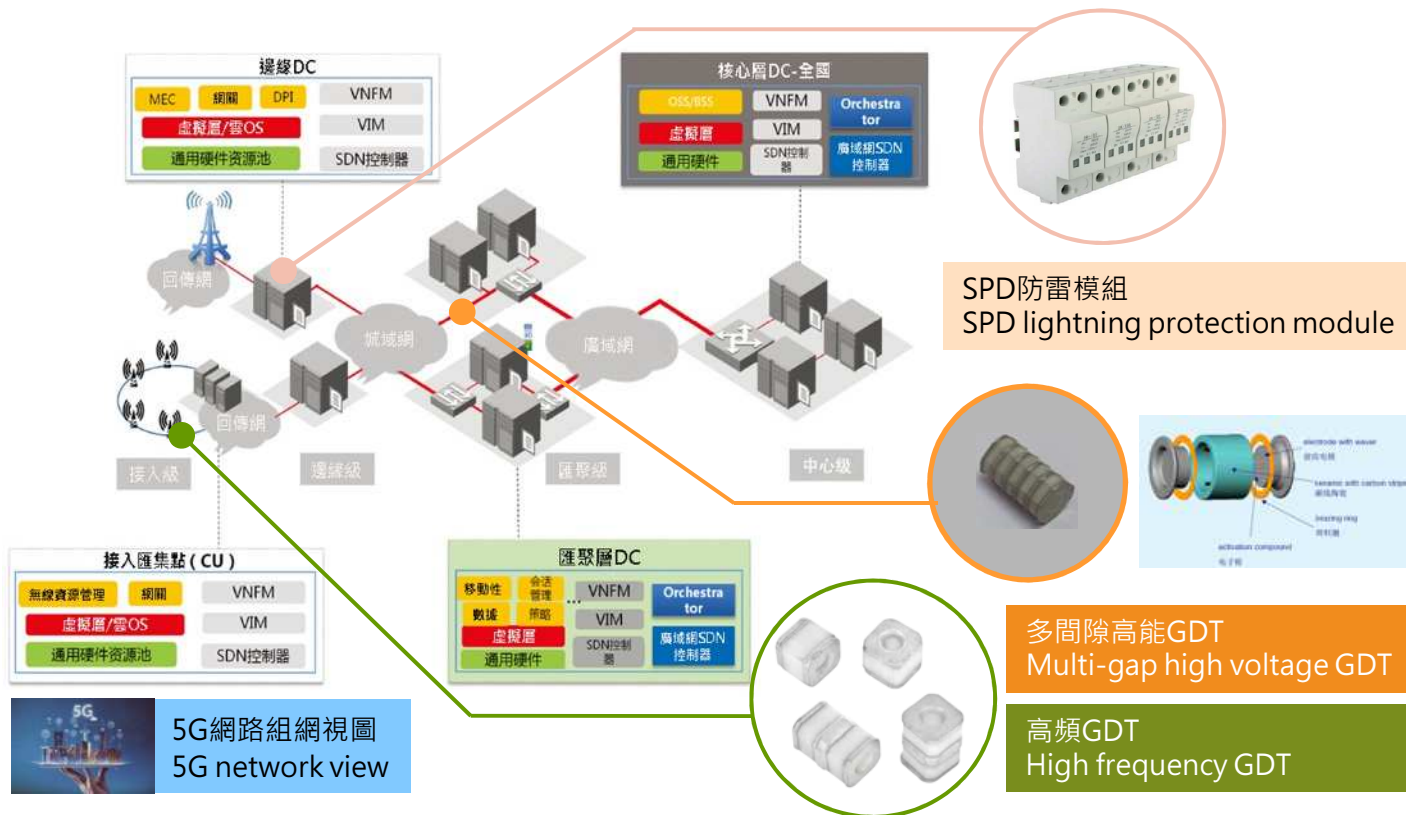


# 保護元件

## 5G Market



Protection components-future deployment of 5G market



# 應用趨勢

## Application Trends



保護元件-應用趨勢 (醫療、電動車、電池管理、充電樁、太陽能、  
安防系統、工業控制、LED照明等)

Protection components-application trends (medical care, electric vehicle, battery management, charging station, solar energy, security system, industrial control, LED lighting etc.)





Thank you for your attention!

AHOKU

A Active H Honor O Organic K Knowledge U Unique

---



To learn more about AHOKU Group, Please Visit  
<https://www.ahoku.com.tw>

If you have any questions, please drop us an e-mail  
at [kevin.lin@ahoku.com](mailto:kevin.lin@ahoku.com) , and we will get back to  
you shortly

